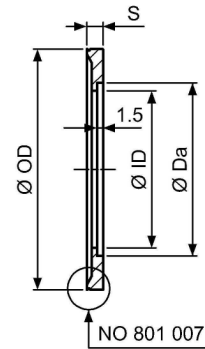
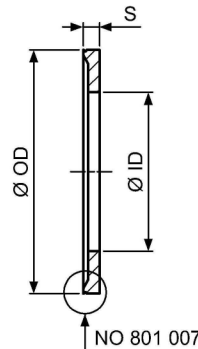
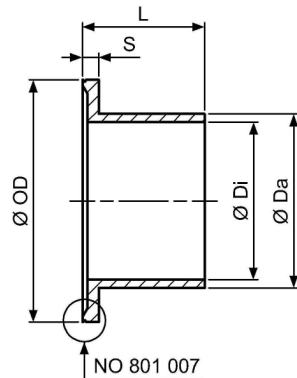


STANDARD END PIECES EP

TYPE N (Neck)

TYPE R1 (Ring 1)

TYPE R2 (Ring 2)



Material 1.4435 (AISI 316L)

Quality ESR (ESU)

	Bellows inside diameter	Bellows outside diameter	Inside Ø of connecting tube	Outside Ø of connecting tube	Wide of ring	Length min.
DN	ID	OD	Di	Da	S	L
	6	13	6	8	3	20
DN 10	9	20	10	12	3	20
	10	20	10	12	3	20
DN 16	13	26	14	16	3	20
	16	31.5	16	18	4	20
DN 25	19	37	20	23	4	20
	21	41	22	25	4	20
	26	46	27	30	4	20
DN 40	31	51	32	35	4	20
	36	56	35	38	4	30
DN 50	39	59	39.2	42.4	4	30
	46	71	46	50	4	30
DN 63	51	76	51	54	4	30
	65	90	66	70	5	30
DN 100	75	100	72.1	76.1	5	30
	102	132	100	104	5	30
DN 160	127	157	134.5	139.7	5	40
	150	185	150	154	5	40
DN 200	162.5	195	163.1	168.3	5	40
	200	235	200	204	6	40
DN 250	250	285	250	256	6	40
DN 320	320	360	317.5	323.9	6	40
DN 400	403	462	400	406	6	40
DN 500	506	564	500	506	6	40

Other sizes and materials available on request.

All dimensions in [mm]

Technical changes are reserved!

Edition 0801